

5V CRIMP 26 GA. LOAD TABLE OVER PLYWOOD

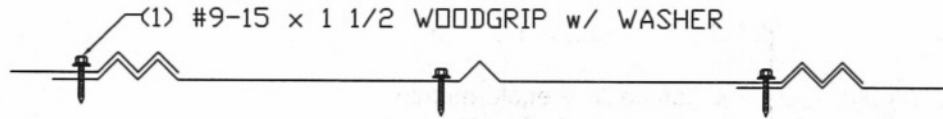
GULF COAST

Buildings having a Roof Mean Height \leq 20'-0"; Roof Slope: 3"/12" -6"/12" Gable Roof
Wind Speeds 110-140 mph, Exp C, I = 1.0, based on FLORIDA BUILDING CODE 2007

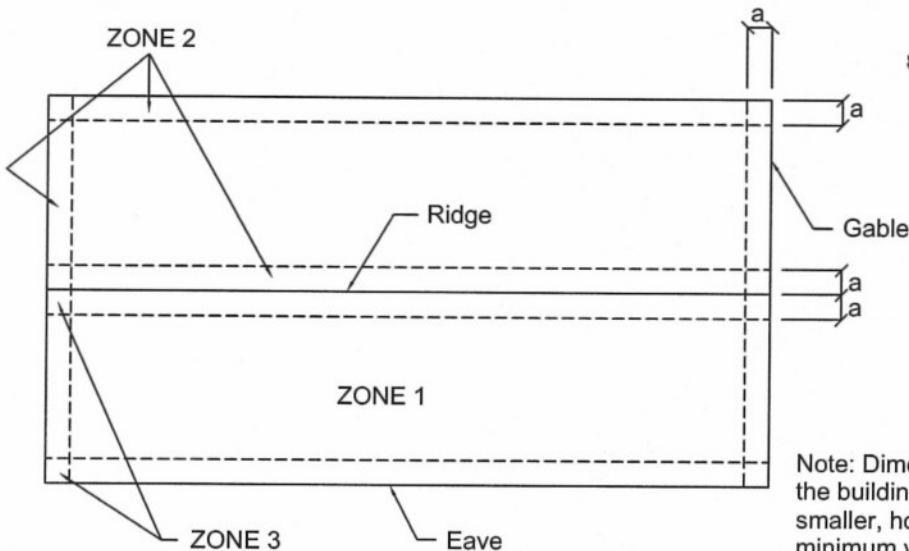
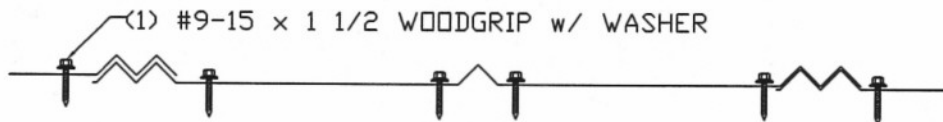
5 V CRIMP 26 GA. FASTENER SPACING						
ZONE	FASTENER	SUBSTRATE	WIND SPEED ZONE			
			110	120	130	140
			ON CENTER SPACING	ON CENTER SPACING	ON CENTER SPACING	ON CENTER SPACING
ZONE 1	#9-15 x 1-1/2"	15/32" PLYWOOD	16" TYPE 1	16" TYPE 1	16" TYPE 1	16" TYPE 1
ZONE 2	#9-15 x 1-1/2"	15/32" PLYWOOD	16" TYPE 1	16" TYPE 1	16" TYPE 1	16" TYPE 1
ZONE 3	#9-15 x 1-1/2"	15/32" PLYWOOD	16" TYPE 2	16" TYPE 2	16" TYPE 2	16" TYPE 2

- 1) **PANEL DESCRIPTION:** 5V CRIMP, MIN. 26 GA., 3/8" RIB, 24" WIDTH.
- 2) **PANEL FASTENER:** #9-15 x 1-1/2" HWH W/ WASHER.
- 3) **PANEL ROLLFORMER:** ROLLFORMER CORP.
- 4) **MAXIMUM ALLOWABLE PANEL UPLIFT PRESSURE:** 94.25 PSF TYPE 1 FASTENER PATTERN, 131.0 PSF TYPE 2 FASTENER PATTERN PRESSURE BASED ON UL 580/UL 1897 TESTING BY FORCE ENGINEERING TEST REPORT #117-0053T-05 & 117-0331T-08A.
- 5) **PLYWOOD DECKING:** MIN. 15/32" THICK PLYWOOD. MUST BE DESIGNED IN ACCORDANCE WITH FBC 2007.


TYPE 1 FASTENER PATTERN



TYPE 2 FASTENER PATTERN



State of Florida
C.O.A.
26776



NOV 08 2008

Note: Dimension (a) is defined as 10% of the minimum width of the building or 40% of the mean height of the roof, whichever is smaller, however, (a) cannot be less than either 4% of the minimum width of the building or 3 feet.