

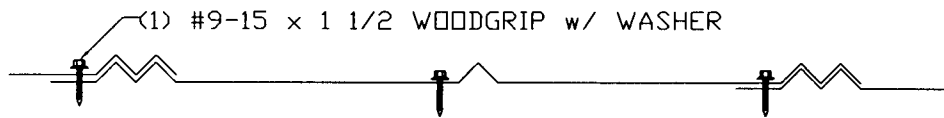
5V CRIMP 26 GA. LOAD TABLE OVER PLYWOOD

GULF COAST


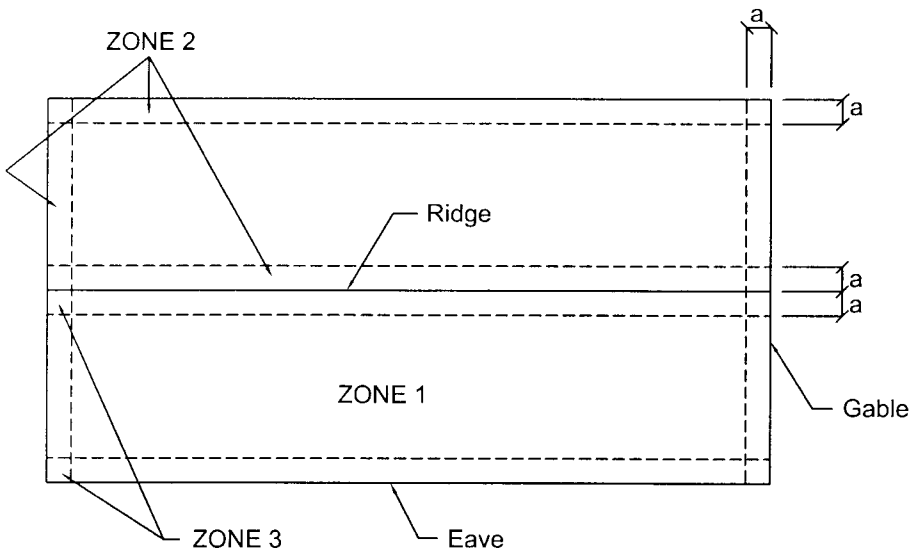
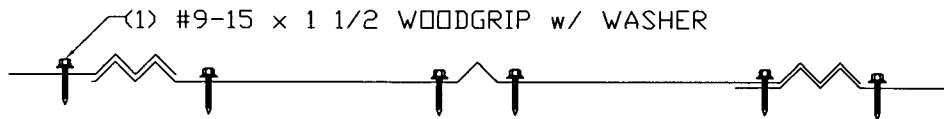
Buildings having a Roof Mean Height $\leq 20'-0"$; Roof Slope: $3"/12"$ - $12"/12"$
Wind Speeds 110-140 mph, Exp C, I = 1.0, based on FLORIDA BUILDING CODE 2004

5 V CRIMP 26 GA. FASTENER SPACING						
ZONE	FASTENER	SUBSTRATE	WIND SPEED ZONE			
			110	120	130	140
			ON CENTER SPACING	ON CENTER SPACING	ON CENTER SPACING	ON CENTER SPACING
ZONE 1	#9-15 x 1-1/2"	15/32" CDX/ 19/32" CDX	16"	16"	16"	16"
ZONE 2	#9-15 x 1-1/2"	15/32" CDX/ 19/32" CDX	16"	16"	16"	16"
ZONE 3	#9-15 x 1-1/2"	15/32" CDX/ 19/32" CDX	16"	16"	16"	16"

STANDARD PATTERN



PANEL END/END LAP PATTERN



Note: Dimension (a) is defined as 10% of the minimum width of the building or 40% of the mean height of the roof, whichever is smaller, however, (a) cannot be less than either 4% of the minimum width of the building or 3 feet.