

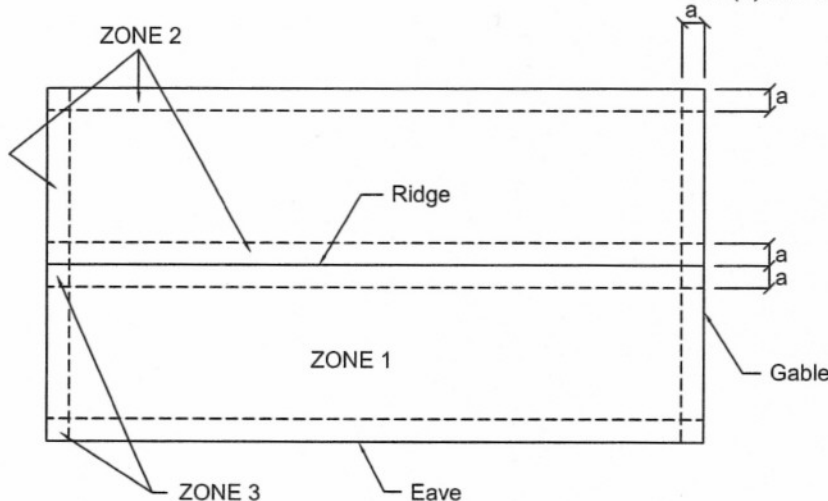
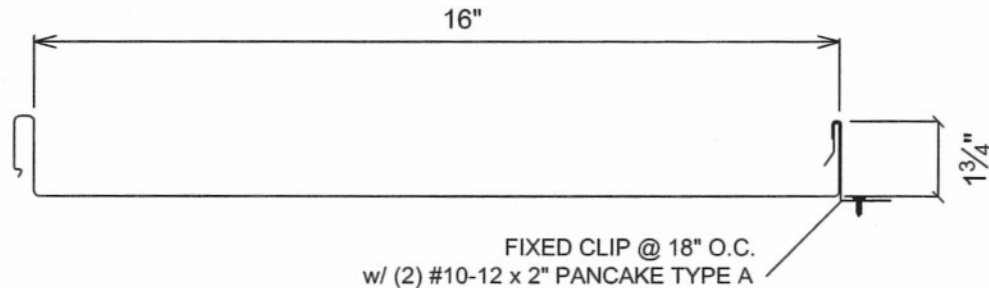
# 24 GA. 1 3/4" GULF SEAM 16" WIDE LOAD TABLE OVER 1X4 WOOD PURLINS

# GULF COAST


Buildings having a Roof Mean Height  $\leq$  20'-0"; Roof Slope: 1/2"/12" < 1.5"/12" Gable Roof  
Speeds 110-140 mph, Exp B, I = 1.0, based on FLORIDA BUILDING CODE 2007

24 GA. GULF SEAM CLIP SPACING						
ZONE	FASTENER	SUBSTRATE	WIND SPEED ZONE			
			110	120	130	140
			ON CENTER SPACING	ON CENTER SPACING	ON CENTER SPACING	ON CENTER SPACING
ZONE 1	(2) #10-12 x 2"	1X4 WOOD	18"	18"	18"	18"
ZONE 2	(2) #10-12 x 2"	1X4 WOOD	18"	18"	18"	18"
ZONE 3	(2) #10-12 x 2"	1X4 WOOD	18"	18"	18"	18"

- 1) **PANEL DESCRIPTION:** GULF SEAM, MIN. 24 GA., 1 3/4" RIB, 16" MAX WIDTH, SNAP SEAM.
- 2) **PANEL FASTENER:** (2) #10-12 x 2" TYPE A PANCAKE HEAD PER CLIP.
- 3) **PANEL CLIP:** 3 1/2" LONG FIXED CLIP
- 4) **PANEL ROLLFORMER:** NEW TECH MACHINE.
- 5) **MAXIMUM ALLOWABLE PANEL UPLIFT PRESSURE:** 93.5 PSF @ 18" O.C., PRESSURE BASED ON UL 580/UL 1897 TESTING BY FORCE ENGINEERING TEST REPORT #117-0285T-09.
- 6) **SUBSTRATE:** 1X4 WOOD PURLINS OVER MIN. 15/32" THICK, APA RATED PLYWOOD, GRADE C-D, PLYWOOD. MUST BE DESIGNED IN ACCORDANCE WITH FBC 2007. ATTACH WOOD PURLINS TO PLYWOOD W/ (1) 8dX2.5" RING SHANK GALV. NAIL AT 4" O.C.
- 7) **UNDERLAYMENT:** TITANIUM PSU-30 OR APPROVED EQUAL



State of Florida  
C.O.A.  
# 26778



Note: Dimension (a) is defined as 10% of the minimum width of the building or 40% of the mean height of the roof, whichever is smaller, however, (a) cannot be less than either 4% of the minimum width of the building or 3 feet.

SEP 09 2009