

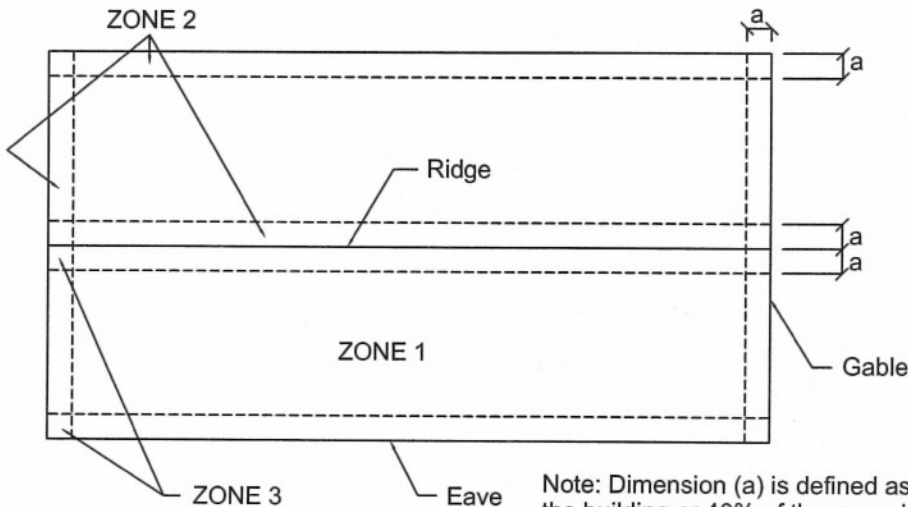
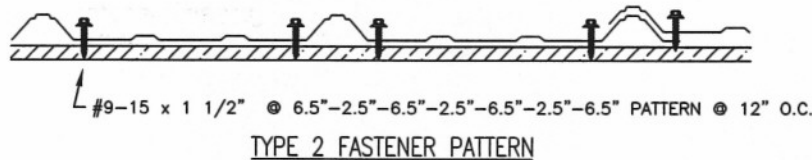
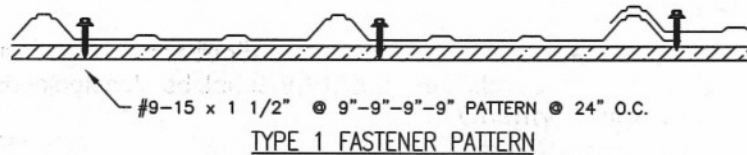
26 GA. 3/4" RIB LOAD TABLE OVER PLYWOOD

GULF COAST

Buildings having a Roof Mean Height \leq 20'-0"; Roof Slope: 2"/12" -6"/12" Gable Roof
Wind Speeds 120-150 mph, Exp C, I = 1.0, based on FLORIDA BUILDING CODE 2007

26 GA. 3/4" RIB FASTENER SPACING						
ZONE	FASTENER	SUBSTRATE	WIND SPEED ZONE			
			120	130	140	150
			ON CENTER SPACING	ON CENTER SPACING	ON CENTER SPACING	ON CENTER SPACING
ZONE 1	#9-15-1-1/2"	15/32" CDX/ 19/32" CDX	24" TYPE 1	24" TYPE 1	24" TYPE 1	24" TYPE 1
ZONE 2	#9-15-1-1/2"	15/32" CDX/ 19/32" CDX	24" TYPE 1	24" TYPE 1	12" TYPE 2	12" TYPE 2
ZONE 3	#9-15-1-1/2"	15/32" CDX/ 19/32" CDX	12" TYPE 2	12" TYPE 2	12" TYPE 2	12" TYPE 2

- PANEL DESCRIPTION:** 3/4" RIB, MIN. 26 GA. GRADE 80, 36" COVERAGE, 3/4" TALL.
- PANEL ROLLFORMER:** MRS METAL ROLLFORMING SYSTEMS.
- PANEL FASTENER:** (1) #9-15 x 1-1/2" WOODGRIP W/ SEALING WASHER.
- MAXIMUM ALLOWABLE PANEL UPLIFT PRESSURE:** 71.75 PSF @ 24" FASTENER SPACING TYPE 1 FASTENER PATTERN, 159.25 PSF @ 12" FASTENER SPACING TYPE 2 FASTENER PATTERN BASED ON TAS 125, UL 580/UL 1897 TESTING.
- PLYWOOD DECKING:** MIN. 15/32" PLYWOOD. PLYWOOD MUST BE DESIGNED IN ACCORDANCE WITH FBC 2007.



Note: Dimension (a) is defined as 10% of the minimum width of the building or 40% of the mean height of the roof, whichever is smaller, however, (a) cannot be less than either 4% of the minimum width of the building or 3 feet.

State of Florida
C.O.A.
26778



NOV 08 2008