



# EDGE ARMOR™ PERIMETER METAL

## Armor Lock Drip Edge


A high-performance drip edge manufactured for the low slope roofing industry.

**Materials:** 24ga, 0.040, 0.050 & 0.063 Aluminum

**Standard Sizes:** 2.0", 4.0", 6.0", 8.0", 10.0"

**Finish:** PVDF

**Testing:** ES-1



## Armor Lock Gravel Stop


A high-performance gravel stop designed to simplify installation and improve cost efficiency.

**Materials:** 24ga, 0.040, 0.050 & 0.063 Aluminum

**Standard Sizes:** 2.0", 4.0", 6.0", 8.0", 10.0"

**Finish:** PVDF

**Testing:** ES-1



## Armor Fast Fascia

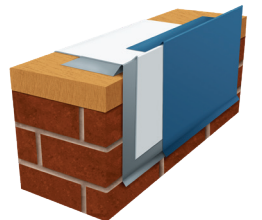
This two-piece application allows install of a metal edge detail over membrane in 60 mil thickness or less without the need for additional primers and stripping plies.

**Materials:** 24ga, 0.040, 0.050 & 0.063 Aluminum

**Standard Sizes:** 5.0", 6.5", 8.0", 9.5", 11.0", 12.5"

**Finish:** PVDF

**Testing:** ES-1



## Armor Lock Coping


Armor Lock Coping includes a built in 1" raised edge cleat allowing drainage towards the roof.

**Materials:** 24g, 0.040, 0.050 & 0.063 Aluminum

**Standard Sizes:** Coping is available in a multitude of sizes. Please contact your Gulf Coast Supply representative for sizing and pricing.

**Finish:** PVDF

**Testing:** ES-1



**1.888.393.0335**  
[www.GulfCoastSupply.com](http://www.GulfCoastSupply.com)



**GulfCoast**<sup>®</sup>  
SUPPLY & MANUFACTURING

METAL ROOFING PRODUCTS